

Welcome to Year 3

Welcome to Year 3 at Thameside Primary School

We would like to welcome you to Year Three at Thameside Primary School. We are ready to help you and your child embark upon the next part of their learning journey.


At Thameside, we aim to ensure that every day is full of purposeful learning driven by an exciting and creative curriculum.




Teachers in Year 3



Miss Hitchcock



Mrs Cooper



These adults will be supporting in Year 3:

		
Mrs Dooley	Mrs Palmer	Miss Willis

Writing Skills

- ❖ Spelling year 3 & 4 words
- ❖ Building characters, settings and plots
- ❖ Using organizational devices in non fiction writing
- ❖ Proof reading for punctuation and spelling errors

Maths

- ❖ Place Value
- ❖ Addition and Subtraction
- ❖ Multiplication and Division
- ❖ Fractions
- ❖ Measurement

Reading Skills

- ❖ Fluency
- ❖ Developing comprehension skills
- ❖ Understanding key vocabulary
- ❖ Skimming and scanning skills
- ❖ Making predictions
- ❖ Summarising what has happened

Wider Curriculum

Autumn

Rocks and Fossils
Light and Shadows
The Stone Age
Climate Zones
Rangoli art
Cross stitch

Spring

Romans
Forces and Magnets
Plants
Roman pottery
Making catapults

Summer

Human Body and animals including Humans
North America
Roi and South-East Brazil
Illustrations
Designing and making packaging



Reading in Year 3

Reading books and reading record :

Your child will bring home an AR reading book and the yellow reading record, which should be kept in their bag for protection.

Reading books are changed after each AR quiz is completed.

Throughout Key Stage 2, we would like your child to read for a minimum of 10 minutes each day, this can be reading aloud to an adult or reading quietly to themselves for pleasure. Please ensure that either you add a comment or simply sign the reading record to confirm that your child has read with you or that your child adds a comment to show what they have read. Children's comments could include something they really liked, found funning or interesting.



Accelerated Reader

What is Accelerated Reader?

Accelerated Reader (AR) is a reading program designed to help children develop and improve their reading skills in a fun and motivating way.

Children begin using Accelerated Reader once they have completed the grey level in phonics.

Star Reader: Children regularly complete Star Reader quizzes **in school** to assess their ZPD (zone of proximal development), they choose their reading books based on this assessment.

Reading Books: They choose books that match their reading level and interests.

Taking Quizzes: After finishing a book, they take a short online quiz to check their understanding. These quizzes can be completed at school or at home.

Tracking Progress: The program also tracks the number of words each child has read and children who have read the most words each term are celebrated on BlueSky.

As an extra motivation, children work towards achieving a **Millionaire Badge** – awarded when they have read one million words! We also celebrate 5 million, 10 million etc.

AR encourages regular reading, supports comprehension, and helps children become confident, independent readers.



Times Tables Rock Stars (TTRS)

Times Tables Rock Stars (TTRS) is an engaging online program designed to help children master their times tables through fun, fast-paced games. It supports quick recall of multiplication and division facts, which are essential for success in many areas of maths.

Children start by creating their own rock star character and can play in a variety of game modes, including:

- **Garage Mode:** Focuses on the times tables set by the teacher, tailored to the child's current level.
- **Studio Mode:** Used to measure the child's recall speed and calculate their Rock Speed (average answer time).
- **Soundcheck:** Mimics the format of the Year 4 Multiplication Tables Check, with 25 timed questions.
- **Festival and Arena Modes:** Allow children to compete live against classmates or players from around the world.

As children answer questions correctly, they earn virtual coins which they can spend on customising their avatar's outfit and instruments, adding a layer of motivation and fun.

TTRS can be used both at school and at home, making it a great tool for regular practice. By playing just a few minutes a day, children build confidence, improve speed and accuracy, and develop a strong foundation in multiplication and division facts.



The school day

A typical school day:

School gates at 8.40am


Gates close at 8.55 a.m. Children arriving after the doors have closed will need to be signed in at the office and will be marked as late

8.45am - The morning starts with Early Work.

Lunch Break starts at 12:30pm and finishes at 1.30pm

1.30pm - The afternoon includes wider curriculum lessons e.g. art, science and geography.

School ends at 3.15p.m.



The school day

Water - please bring in a named water bottle

Snack - please bring in a healthy fruit snack to eat at breaktime.

Lunchtime

School dinner

ParentPay

Ordered before 8 a.m.

Packed lunch

Healthy and balanced

No nuts



What to bring to school everyday



book bag/ school bag



water bottle



lunch box/bag (if applicable)



coat (suitable for all types of weather)

A hat, scarf and gloves are needed for colder days

A sun hat is needed for warmer days (please apply sun block at home)

All clothes and other items that your child brings to school need to be named



Pencil Cases



Children in KS2 (Y3 to Y6) are invited to bring their own pencil case to school, however we ask that these are small enough to fit in their tray and only contain the necessary items listed below.

- A couple of HB pencils
- Black biro
- Black fibre tip handwriting pen
- Green biro
- Small selection of colouring pencils/pens
- Whiteboard pen
- Green highlighter
- Glue stick



Any extra items will be sent home. Large pencil cases are hard to store in the children's trays and expensive, unnecessary stationery can easily get lost.

School Uniform

			
White polo shirt	jumper/cardigan	School fleece	Grey trousers/ shorts
			
Grey skirt/ pinafore	summer dress	Black school shoes	Grey tights or plain white/black/grey socks

Our school colour is burgundy and is teamed with white and grey.

You can purchase items of clothing with the school logo on from [Earth uniform](#) or [My clothing.com](#)

Please ensure your child is dressed suitably for the weather - we are outside at much as possible.

All clothes and other items that your child brings to school need to be named.



PE Kit



We support inclusive PE kits. [click here to find out more](#)

Children should bring PE kit to school on their PE day

PE days may move

Suitable kit for PE lessons outside

Children with long hair should have it tied back on PE day

During PE children must either remove stud earrings or, if unable to, cover with tape.



Home and school working together to support learning

Homework

Knowledge organisers for History/Geography and Science will be sent home at the start of each unit of work. Please help your child by quizzing them, letting them quiz asking them to redraw diagrams or finding other fun ways to help them commit this information to their long term memory.

Once a term, we will set an Ownwork project related to our topic.

Once a week on the school newsletter there will be a question for you to discuss with your child to help support their learning


Daily

Read for at least 10 minutes.

TTRS (Times Tables Rock Stars) for 10 minutes

Having conversations about their learning.





Thank you!
**We look forward to meeting
you in the coming weeks.**