

**Welcome to Year 4**

# Welcome to Year 4 at Thameside Primary School

We would like to welcome you to Year Four at Thameside Primary School. We are ready to help you and your child embark upon the next part of their learning journey.


At Thameside, we aim to ensure that everyday is full of purposeful learning driven by an exciting and creative curriculum.




# Teachers in Year 4



Mrs Cooper  
&  
Miss Gulless



Mrs Keories



# These adults will be supporting in Year 4:

|   |  |   |       |
|---|--|---|-------|
|  |  |  |       |
| Mrs Sutton  | Miss Jennings  | Miss Palmer   | Sulli |

# Learning in Year 4

## Writing Skills

- ❖ Spelling year 3 & 4 words
- ❖ Building characters, settings and plots
- ❖ Using organizational devices in non fiction writing
- ❖ Assessing the effectiveness of their own and others' writing and suggesting improvement

## Maths

- ❖ Place Value
- ❖ Addition and Subtraction
- ❖ Multiplication and Division
- ❖ Fractions
- ❖ Measurement

## Reading Skills

- ❖ Fluency
- ❖ Developing comprehension skills
- ❖ Understanding key vocabulary
- ❖ Skimming and scanning skills
- ❖ Making predictions
- ❖ Summarising what has happened

## Wider Curriculum

### Autumn

Swimming  
Anglo Saxons  
States of matter  
Animals including Humans  
Light and Shadow Art  
Sewing

### Spring

Vikings  
Rivers  
Electricity  
Sound  
Playing the Ukelele  
Easter Musical  
Pneumatic Mechanisms

### Summer

Rainforests  
South America- The Amazon  
Year 4 Camp  
All Living Things  
Evolution and inheritance  
Banksy Inspired Art



# Reading in Year 4

Reading books and reading record :

Your child will bring home an AR reading book and the yellow reading record, which should be kept in their bag for protection.

Reading books are changed after each AR quiz is completed.

Throughout Key Stage 2, we would like your child to read for a minimum of 10 minutes each day, this can be reading aloud to an adult or reading quietly to themselves for pleasure. Please ensure that either you add a comment or simply sign the reading record to confirm that your child has read with you or that your child adds a comment to show what they have read. Children's comments could include something they really liked, found funning or interesting.



# Accelerated Reader

## What is Accelerated Reader?

Accelerated Reader (AR) is a reading program designed to help children develop and improve their reading skills in a fun and motivating way.

Children begin using Accelerated Reader once they have completed the grey level in phonics.

**Star Reader:** Children regularly complete Star Reader quizzes in school to assess their ZPD (zone of proximal development), they choose their reading books based on this assessment.

**Reading Books:** They choose books that match their reading level and interests.

**Taking Quizzes:** After finishing a book, they take a short online quiz to check their understanding. These quizzes can be completed at school or at home.

**Tracking Progress:** The program also tracks the number of words each child has read and children who have read the most words each term are celebrated on BlueSky.

As an extra motivation, children work towards achieving a **Millionaire Badge** – awarded when they have read one million words! We also celebrate 5 million, 10 million etc.

AR encourages regular reading, supports comprehension, and helps children become confident, independent readers.



# Times Tables Rock Stars



Times Tables Rock Stars (TTRS) is an engaging online program designed to help children master their times tables through fun, fast-paced games. It supports quick recall of multiplication and division facts, which are essential for success in many areas of maths.

Children start by creating their own rock star character and can play in a variety of game modes, including:

- **Garage Mode:** Focuses on the times tables set by the teacher, tailored to the child's current level.
- **Studio Mode:** Used to measure the child's recall speed and calculate their Rock Speed (average answer time).
- **Soundcheck:** Mimics the format of the Year 4 Multiplication Tables Check, with 25 timed questions.
- **Festival and Arena Modes:** Allow children to compete live against classmates or players from around the world.

As children answer questions correctly, they earn virtual coins which they can spend on customising their avatar's outfit and instruments, adding a layer of motivation and fun.

TTRS can be used both at school and at home, making it a great tool for regular practice. By playing just a few minutes a day, children build confidence, improve speed and accuracy, and develop a strong foundation in multiplication and division facts.



# The school day

A typical school day:

School gates open **at 8.40am**


Gates close at 8.50 a.m. Children arriving after the gates have closed will need to be signed in at the office and will be marked as late

8.40am - The morning starts with Early Work.

Lunch Break starts at 12:30pm and finishes at 1.30pm

1.30pm - The afternoon includes wider curriculum lessons e.g art, science and geography.

School ends at 3.15p.m.



# The school day

Water - please bring in a named water bottle

Snack - please bring in a healthy fruit/vegetable snack to eat at breaktime.

## Lunchtime

School dinner

ParentPay

Ordered before 8 a.m.

Packed lunch

Healthy and balanced

No nuts



# What to bring to school everyday



book bag/ school bag



water bottle



lunch box/bag (if applicable)



coat (suitable for all types of weather)

A hat, scarf and gloves are needed for colder days

A sun hat is needed for warmer days (please apply sun block at home)

**All clothes and other items that your child brings to school need to be named**



# Pencil Cases

Children in KS2 (Y3 to Y6) are invited to bring their own pencil case to school, however we ask that these are **small enough to fit in their tray** and **only contain the necessary items** listed below.

- A couple of HB pencils
- Black biro
- Black fibre tip handwriting pen
- Green biro
- Small selection of colouring pencils/pens
- Whiteboard pen
- Green highlighter
- Glue stick



Any extra items will be sent home. Large pencil cases are hard to store in the children's trays and expensive, unnecessary stationery can easily get lost.

# PE Kit



Children should bring appropriate PE kit to school on a Monday and take it home on a Friday.

PE days may move

Suitable kit for PE lessons outside

Children with long hair should have it tied back on PE day

During PE children must either remove stud earrings or, if unable to, cover with tape.



# Home and school working together to support learning

## Homework

Knowledge organisers for history/geography and science will be sent home via email at the start of each unit of work. Please help your child by quizzing them, letting them quiz you, asking them to redraw diagrams or finding other fun ways to help them commit this information to their long-term memory.

Once a term, we will set an Own work project related to our topic.

Once a week on the school newsletter there will be a question for you to discuss with your child to help support their learning

TTRS (Times Table Rockstars) - 10 minutes a day


**The best ways you can support your child's learning at home is to ensure:**

They engage in reading for at least 10 minutes.

They engage in Times Tables Rockstars for at least 10 mins daily - knowing their multiplication and related division facts is keys

•They engage with their Own work projects





**Thank you!**  
**We look forward to meeting  
you in the coming weeks.**